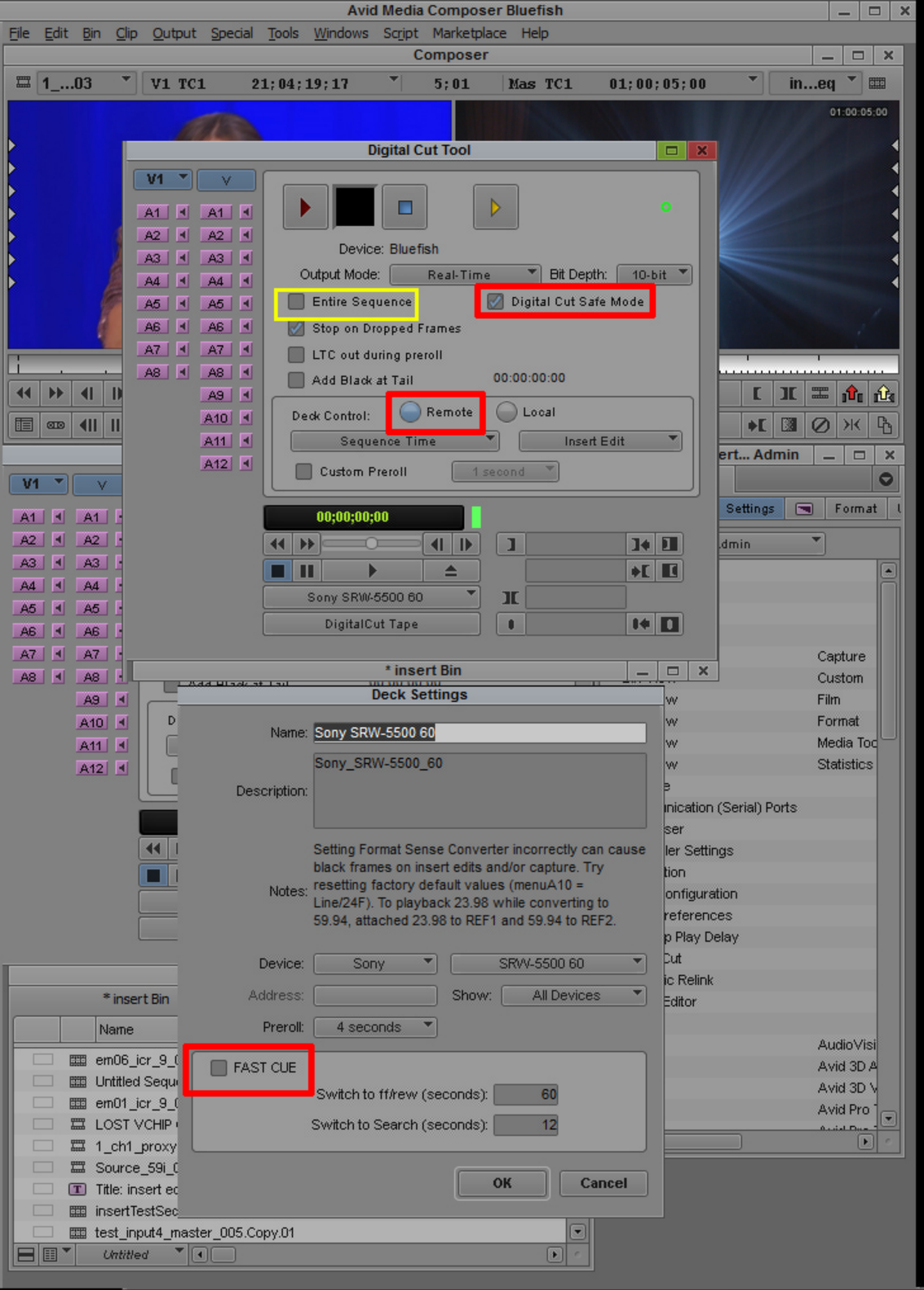
Avid Media Composer Bluefish
File Edit Bin Clip Output Special Tools Windows Script Marketplace Help
Composer
Digital Cut Tool
Device: Bluefish
Output Mode: Real-Time
Bit Depth: 10-bit
Entire Sequence
Digital Cut Safe Mode
Stop on Dropped Frames
LTC out during preroll
Add Black at Tail
00:00:00:00
Deck Control: Remote Local
Sequence Time
Insert Edit
Custom Preroll
1 second
00;00;00;00
Sony SRW-5500 60
DigitalCut Tape
* insert Bin
Deck Settings
Name: Sony SRW-5500 60
Sony_SRW-5500_60
Description:
Notes: Setting Format Sense Converter incorrectly can cause black frames on insert edits and/or capture. Try resetting factory default values (menuA10 = Line/24F). To playback 23.98 while converting to 59.94, attached 23.98 to REF1 and 59.94 to REF2.
Device: Sony
SRW-5500 60
Address:
Show: All Devices
Preroll: 4 seconds
FAST CUE
Switch to ff/rew (seconds): 60
Switch to Search (seconds): 12
OK
Cancel

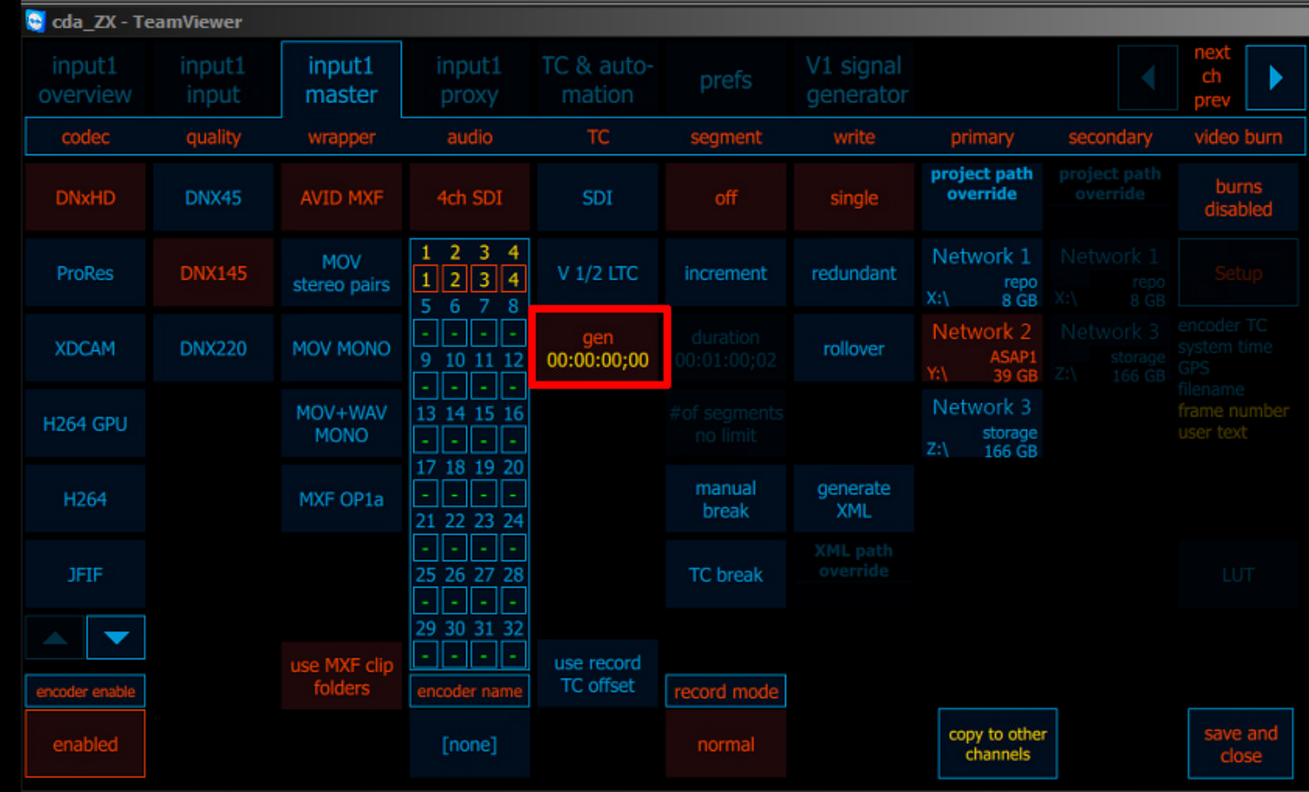
cda_ZX - TeamViewer
input1 overview
input1 input
input1 master
input1 proxy
TC & auto-mation
prefs
V1 signal generator
next ch prev
codec
quality
wrapper
audio
TC
segment
write
primary
secondary
video burn
DNxHD
DNX45
AVID MXF
4ch SDI
SDI
off
single
project path override
burns disabled
ProRes
DNX145
MOV stereo pairs
V 1/2 LTC
increment
redundant
Network 1
Network 2
Network 3
Setup
XDCAM
DNX220
MOV MONO
gen 00:00:00;00
duration 00:01:00;02
rollover
encoder TC
system time
GPS
filename
frame number
user text
H264 GPU
MOV+WAV MONO
#of segments no limit
H264
MXF OP1a
manual break
generate XML
JFIF
TC break
XML path override
LUT
use MXF clip folders
use record TC offset
encoder enable
encoder name
record mode
enabled
[none]
normal
copy to other channels
save and close

cda_ZX - TeamViewer
input1 overview
input1 input
input1 master
input1 proxy
TC & auto-mation
prefs
V1 signal generator
next ch prev
record control
rec TC trigger
preroll
gen TC mode
gen TC src
TC offsets
manual
SDI
5 sec
free run
preset 00:00:00;00
SDI
external device via SDI
V 1/2 LTC
rec run
00:00:00:00
ch 1/2 LTC
EDL
gen 00:00:00;00
per take
reset
master LTC
input rec-run TC
telecine & clipster
offset 2
IRIG
not used
avid
2
RS-422
DF
edit offsets
NDF
offset will vary according to I/O device. Nitris is usually 2 frames, could be 3
save and close

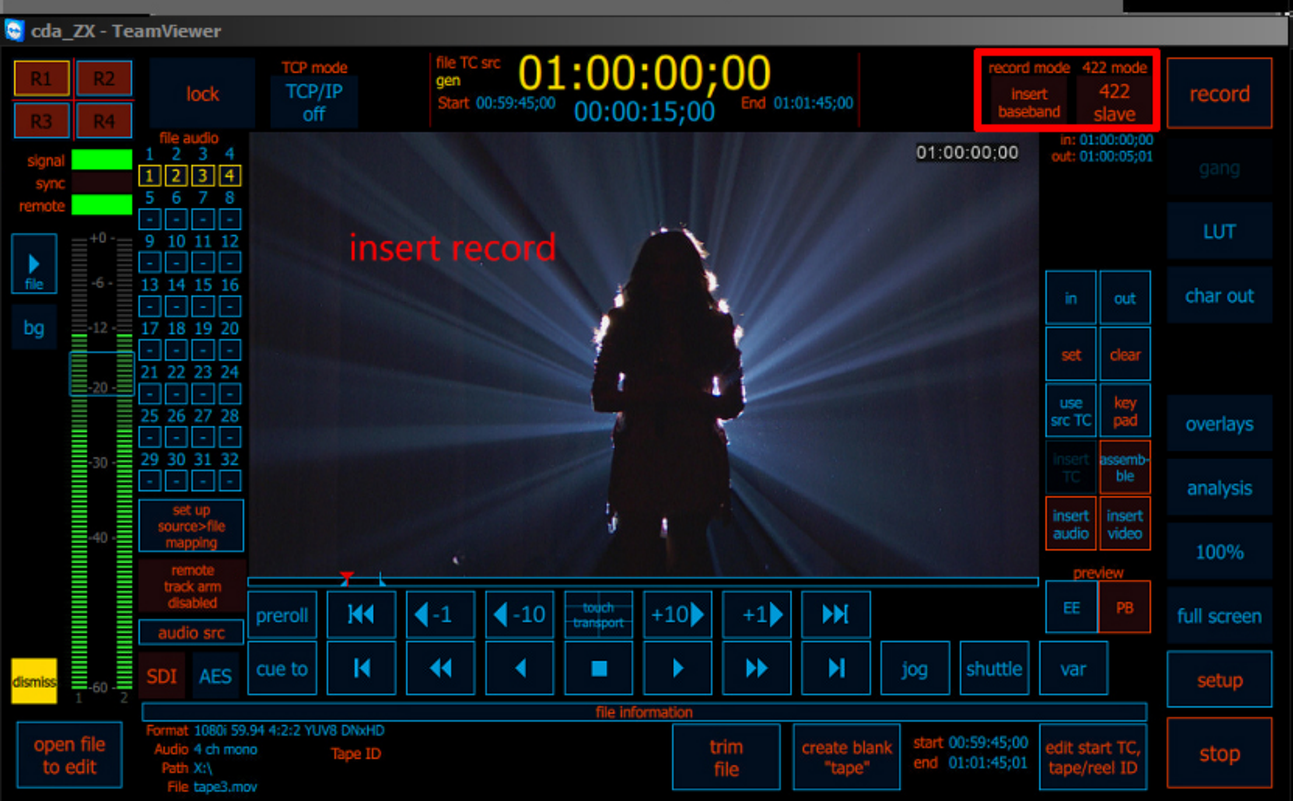
cda_ZX - TeamViewer
lock
TCP mode TCP/IP off
file TC src gen
01:00:00;00
Start 00:59:45;00
00:00:15;00
End 01:01:45;00
record mode insert baseband
422 mode 422 slave
record
signal
sync
remote
file audio
01:00:00;00
in: 01:00:00;00
out: 01:00:05;01
gang
insert record
LUT
char out
in
out
set
clear
use src TC
key pad
overlays
analysis
100%
full screen
setup
stop
preroll
-1
-10
touch transport
+10
+1
cue to
jog
shuttle
var
EE
PB
preview
audio src
SDI
AES
file information
open file to edit
Format 1080i 59.94 4:2:2 YUV8 DNxHD
Audio 4 ch mono
Path X:\
File tape3.mov
Tape ID
trim file
create blank "tape"
start 00:59:45;00
end 01:01:45;01
edit start TC, tape/reel ID

cda_ZX - TeamViewer
lock
TCP mode TCP/IP off
file TC src gen
00:00:00;00
Start 01:00:00;00
00:00:05;01
End 01:00:05;01
record mode normal
422 mode 422 slave
record
signal
sync
remote
01:00:05;00
gang
normal record
LUT
char out
overlays
analysis
100%
full screen
setup
stop
play
file name
format
audio
a/d
LUT
Brn
slate
disk
remain
Master: audioTest_006
DNxHD 145
1080i 59.94 YUV8
4 ch
off
--
off
off
476 GB
39 GB